


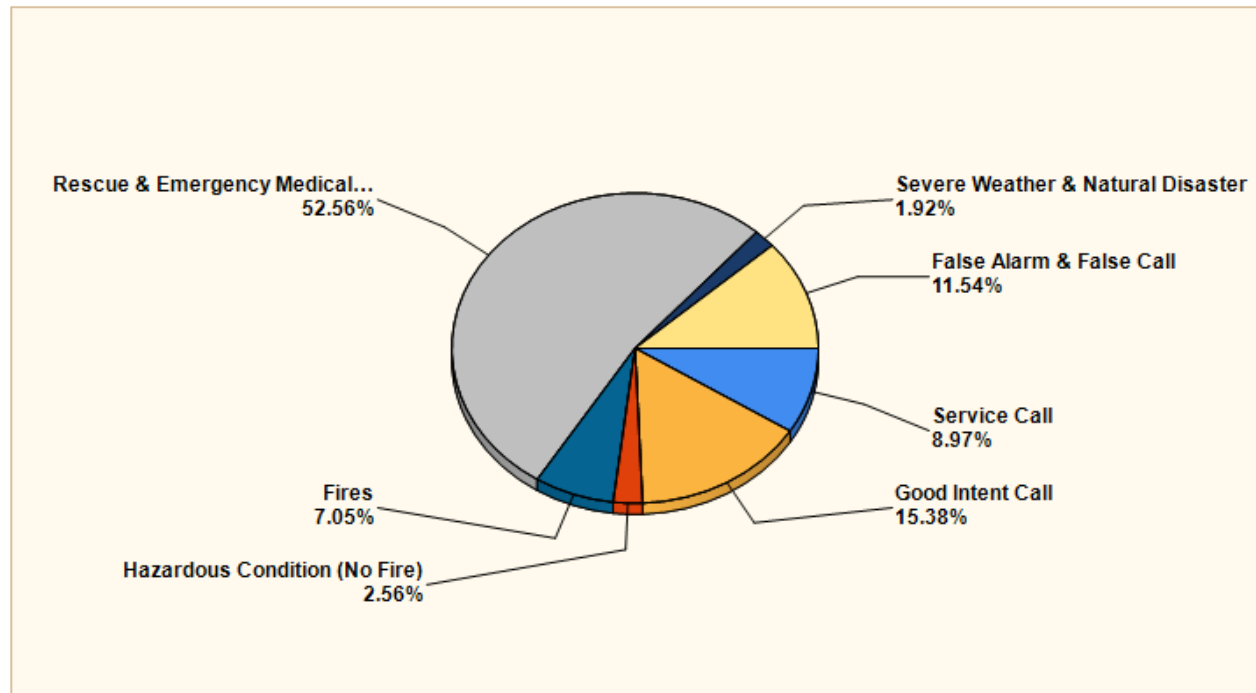
120 West Verbena Avenue  
Foley, Alabama 36535  
(251) 943-1266  
Fax (251) 943-7432  
www.cityoffoley.org

## October 2017


Detailed Breakdown by Incident Type		
INCIDENT TYPE	# INCIDENTS	% of TOTAL
100 - Fire, other	1	0.64%
111 - Building fire	1	0.64%
113 - Cooking fire, confined to container	1	0.64%
121 - Fire in mobile home used as fixed residence	1	0.64%
122 - Fire in motor home, camper, recreational vehicle	1	0.64%
131 - Passenger vehicle fire	1	0.64%
137 - Camper or recreational vehicle (RV) fire	1	0.64%
143 - Grass fire	1	0.64%
150 - Outside rubbish fire, other	1	0.64%
154 - Dumpster or other outside trash receptacle fire	1	0.64%
162 - Outside equipment fire	1	0.64%
311 - Medical assist, assist EMS crew	38	24.36%
322 - Motor vehicle accident with injuries	12	7.69%
323 - Motor vehicle/pedestrian accident (MV Ped)	1	0.64%
324 - Motor vehicle accident with no injuries.	30	19.23%
352 - Extrication of victim(s) from vehicle	1	0.64%
440 - Electrical wiring/equipment problem, other	1	0.64%
444 - Power line down	2	1.28%
445 - Arcing, shorted electrical equipment	1	0.64%
550 - Public service assistance, other	1	0.64%
551 - Assist police or other governmental agency	2	1.28%
552 - Police matter	1	0.64%
553 - Public service	2	1.28%
554 - Assist invalid	2	1.28%
561 - Unauthorized burning	6	3.85%
611 - Dispatched & cancelled en route	20	12.82%
622 - No incident found on arrival at dispatch address	1	0.64%
651 - Smoke scare, odor of smoke	2	1.28%
671 - HazMat release investigation w/no HazMat	1	0.64%
710 - Malicious, mischievous false call, other	1	0.64%
733 - Smoke detector activation due to malfunction	1	0.64%
735 - Alarm system sounded due to malfunction	2	1.28%
741 - Sprinkler activation, no fire - unintentional	2	1.28%
743 - Smoke detector activation, no fire - unintentional	6	3.85%
744 - Detector activation, no fire - unintentional	1	0.64%
745 - Alarm system activation, no fire - unintentional	5	3.21%
813 - Wind storm, tornado/hurricane assessment	3	1.92%
<b>TOTAL INCIDENTS:</b>	<b>156</b>	<b>100.00%</b>



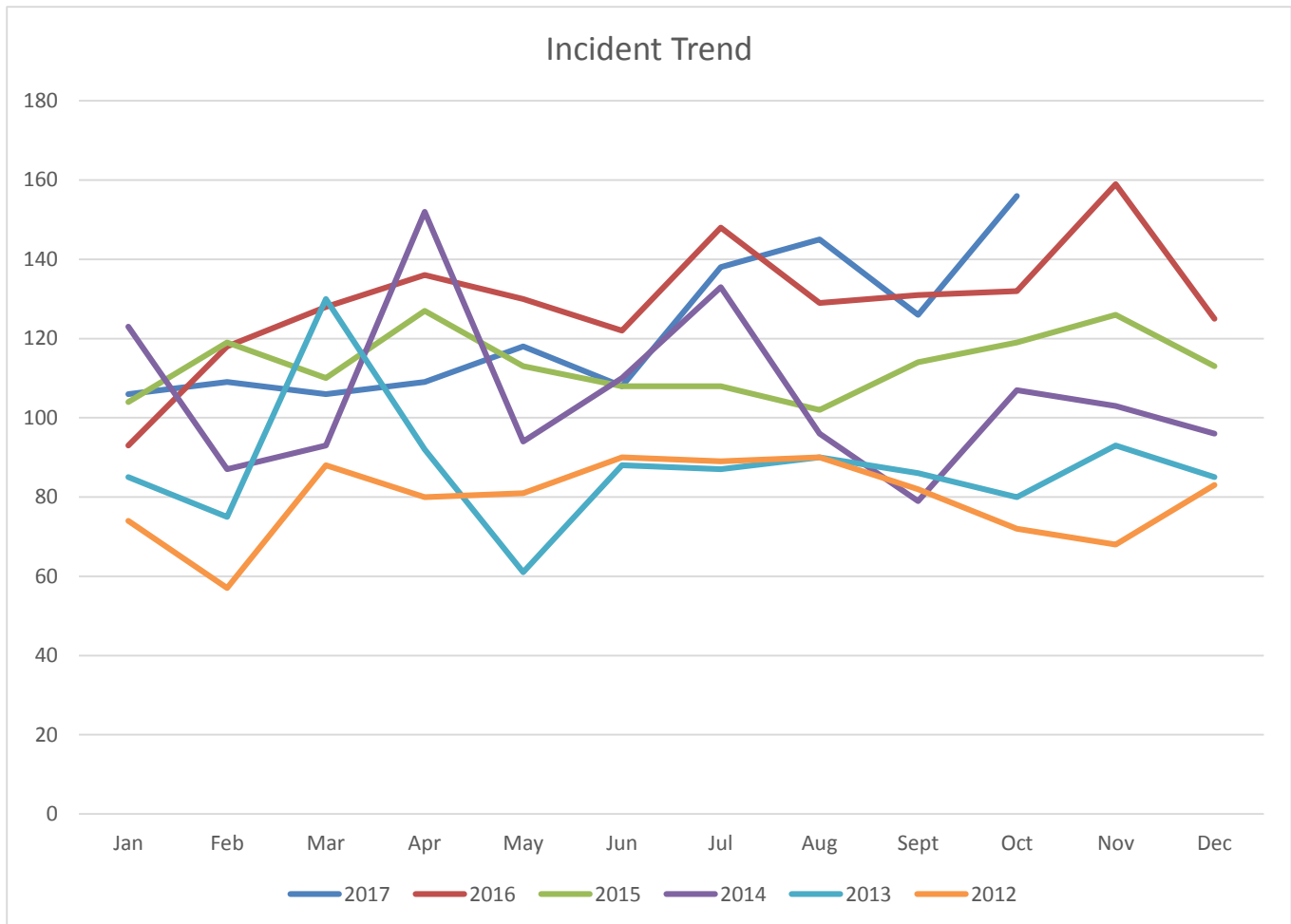
120 West Verbena Avenue  
Foley, Alabama 36535  
(251) 943-1266  
Fax (251) 943-7432  
[www.cityoffoley.org](http://www.cityoffoley.org)




MAJOR INCIDENT TYPE	# INCIDENTS	% of TOTAL
Fires	11	7.05%
Rescue & Emergency Medical Service	82	52.56%
Hazardous Condition (No Fire)	4	2.56%
Service Call	14	8.97%
Good Intent Call	24	15.38%
False Alarm & False Call	18	11.54%
Severe Weather & Natural Disaster	3	1.92%
<b>TOTAL</b>	<b>156</b>	<b>100.00%</b>



120 West Verbena Avenue  
Foley, Alabama 36535  
(251) 943-1266  
Fax (251) 943-7432  
[www.cityoffoley.org](http://www.cityoffoley.org)






120 West Verbena Avenue  
Foley, Alabama 36535  
(251) 943-1266  
Fax (251) 943-7432  
[www.cityoffoley.org](http://www.cityoffoley.org)

## Public Education / Public Relations

DATE	EVENT TYPE	EVENT	LOCATION	HOURS	NARRATIVE
10/02/2017	Heartsaver CPR	Heartsaver CPR	Station 1	2	14 Adults
10/02/2017	Safety Talk	Safety Talk	Foley Elementary School	7	1400 Kids 4 Adults
10/03/2017	Public Education	Public Education	Magnolia School	7	700 Kids & 2 Adults
10/04/2017	Safety Talk	Safety Talk	Swift School	6.3	261 Kids & 2 Adults
10/04/2017	Healthcare Provider CPR	Healthcare Provider	Station 1	1	2 Adults
10/06/2017	Station Tour	Station Tour	Home School	1.5	16 Kids & 12 Adults
10/09/2017	Public Education	Public Education	Heavenly Sent Daycare	1.5	65 Kids & 5 Adults
10/10/2017	Public Education	Public Education	Foley Library	1	12 Kids & 8 Adults
10/11/2017	Public Education	Public Education	Foley Library	0	15 Kids & 14 Adults
10/12/2017	Public Education	Public Education	Station 1	1	51 Kids & 25 Adults
10/14/2017	Public Education	Public Education	Home Depot	3	25 Kids & 10 Adults
10/17/2017	Safety Talk	Safety Talk	Foley Elementary School	1.15	66 Kids & 10 Adults
10/18/2017	Station Tour	Station Tour	Station 1	1.3	13 Kids & 4 Adults
10/22/2017	Public Education	Public Education	Heritage Park	1.5	25 Kids & 100 Adults
10/23/2017	Healthcare Provider CPR	Healthcare Provider CPR	Station 1	2	12 Adults
10/26/2017	Uptown Halloween	Uptown Halloween	Downtown Foley	4	200+ Kids


**Total Contacts – 3073+**



120 West Verbena Avenue  
Foley, Alabama 36535  
(251) 943-1266  
Fax (251) 943-7432  
www.cityoffoley.org





## Inspections

	JAN	FEB	MAR	APR	MAY	JUN	JUL	AUG	SEP	OCT	NOV	DEC	2017 Totals
<b>Plan Review</b>													
Commercial	67	51	63	53	56	52	55	66	51	54			<b>568</b>
Multi-Family	5	3	2	3	6	4	8	3	6	8			<b>48</b>
Subdivisions	12	8	7	8	6	12	18	12	15	8			<b>106</b>
<b>Public Contacts/Meetings</b>	886	915	1021	997	1115	1027	1201	1001	1102	901			<b>10166</b>
<b>New Construction Inspections</b>													
Assembly	20	14	18	15	25	40	53	31	33	44			<b>293</b>
Business	28	19	19	18	23	46	27	17	7	13			<b>217</b>
Education	2	0	0	8	1	1	0	3	0	0			<b>15</b>
Factory	9	9	11	2	0	0	7	8	9	0			<b>55</b>
Institutional	0	0	0	0	0	0	0	0	0	0			<b>0</b>
Mercantile	11	11	20	13	14	23	23	14	21	44			<b>194</b>
Residential Single	32	30	48	26	35	58	51	34	42	43			<b>399</b>
Residential Multi	5	7	12	9	14	9	7	2	5	4			<b>74</b>
<b>Total New</b>	107	90	128	91	112	177	168	109	117	148			<b>1247</b>
<b>Existing Occupancy Inspections</b>													
Assembly	57	57	36	52	39	41	39	26	22	21			<b>390</b>
Business	65	105	128	118	143	72	153	74	57	41			<b>956</b>
Education	1	24	6	1	0	5	9	4	3	0			<b>53</b>
Factory	11	3	7	1	0	0	2	1	2	0			<b>27</b>
Institutional	0	0	0	0	0	0	1	0	5	0			<b>6</b>
Mercantile	31	47	45	64	62	29	40	135	121	43			<b>617</b>
Residential Single	2	3	6	8	6	5	4	8	4	5			<b>51</b>
Residential Multi	26	12	35	24	14	2	3	2	7	1			<b>126</b>
<b>Total Existing</b>	193	251	263	268	264	154	251	250	221	111			<b>2226</b>
<b>TOTAL INSPECTIONS</b>	<b>300</b>	<b>341</b>	<b>391</b>	<b>359</b>	<b>376</b>	<b>331</b>	<b>419</b>	<b>359</b>	<b>338</b>	<b>259</b>	<b>0</b>	<b>0</b>	<b>3473</b>



120 West Verbena Avenue  
 Foley, Alabama 36535  
 (251) 943-1266  
 Fax (251) 943-7432  
[www.cityoffoley.org](http://www.cityoffoley.org)

### Yearly Totals of Inspections and Plan Reviews

DESCRIPTION	2012	2013	2014	2015	2016	2017
New Inspections 	303	494	794	806	1006	1247
Existing Inspections 	1935	1728	1981	2121	2271	2226
Plan Reviews 	323	384	479	425	728	722
Public Contacts 	2886	4579	6624	9230	10238	10166

The 2017 totals only include numbers from January 1 – October 31

### Yearly Comparison

