


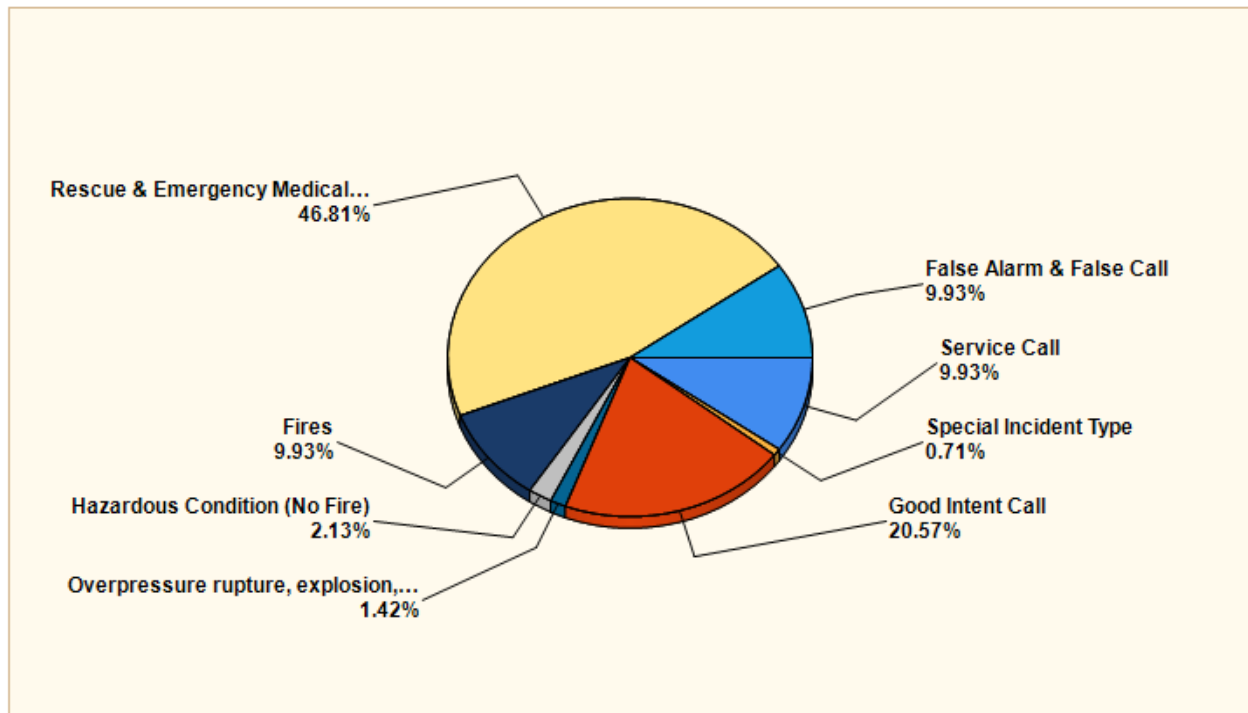
120 West Verbena Avenue  
Foley, Alabama 36535  
(251) 943-1266  
Fax (251) 943-7432  
[www.cityoffoley.org](http://www.cityoffoley.org)

## March 2020


Detailed Breakdown by Incident Type		
INCIDENT TYPE	# INCIDENTS	% of TOTAL
111 - Building fire	2	1.40%
113 - Cooking fire, confined to container	1	0.70%
118 - Trash or rubbish fire, contained	1	0.70%
121 - Fire in mobile home used as fixed residence	1	0.70%
131 - Passenger vehicle fire	1	0.70%
140 - Natural vegetation fire, other	1	0.70%
142 - Brush or brush-and-grass mixture fire	2	1.40%
143 - Grass fire	1	0.70%
151 - Outside rubbish, trash or waste fire	2	1.40%
154 - Dumpster or other outside trash receptacle fire	2	1.40%
251 - Excessive heat, scorch burns with no ignition	2	1.40%
311 - Medical assist, assist EMS crew	32	22.38%
322 - Motor vehicle accident with injuries	13	9.09%
324 - Motor vehicle accident with no injuries.	20	13.99%
331 - Lock-in (if lock out , use 511 )	1	0.70%
412 - Gas leak (natural gas or LPG)	1	0.70%
421 - Chemical hazard (no spill or leak)	1	0.70%
462 - Aircraft standby	1	0.70%
531 - Smoke or odor removal	1	0.70%
550 - Public service assistance, other	3	2.10%
552 - Police matter	1	0.70%
554 - Assist invalid	4	2.80%
561 - Unauthorized burning	5	3.50%
611 - Dispatched & cancelled en route	17	11.89%
622 - No incident found on arrival at dispatch address	5	3.50%
631 - Authorized controlled burning	4	2.80%
632 - Prescribed fire	1	0.70%
651 - Smoke scare, odor of smoke	2	1.40%
700 - False alarm or false call, other	1	0.70%
735 - Alarm system sounded due to malfunction	2	1.40%
742 - Extinguishing system activation	2	1.40%
743 - Smoke detector activation, no fire - unintentional	5	3.50%
745 - Alarm system activation, no fire - unintentional	4	2.80%
911 - Citizen complaint	1	0.70%
<b>TOTAL INCIDENTS:</b>	<b>143</b>	<b>100.00%</b>



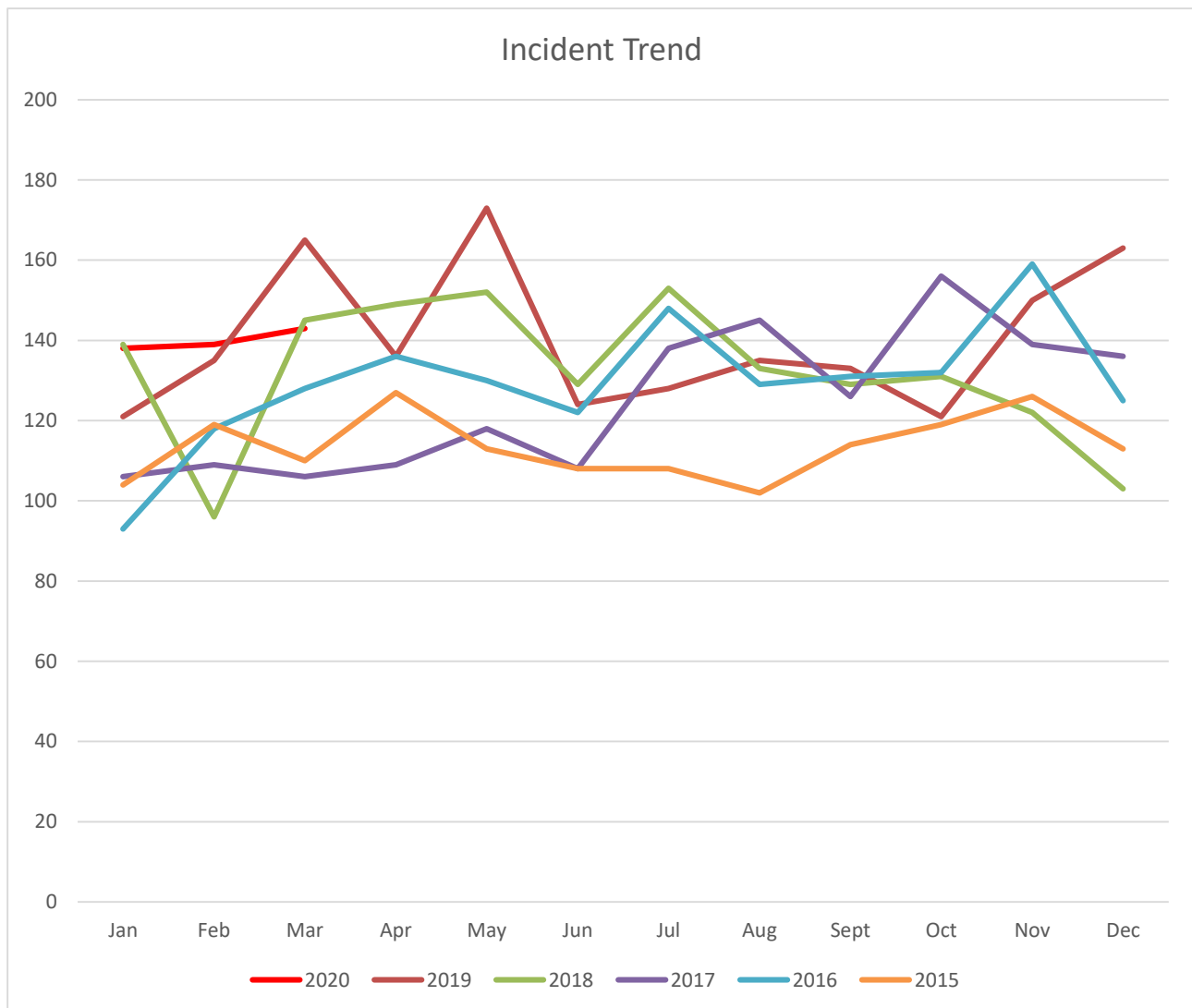
120 West Verbena Avenue  
 Foley, Alabama 36535  
 (251) 943-1266  
 Fax (251) 943-7432  
[www.cityoffoley.org](http://www.cityoffoley.org)




MAJOR INCIDENT TYPE	# INCIDENTS	% of TOTAL
Fires	14	9.93%
Overpressure rupture, explosion, overhear - no fire	2	1.42%
Rescue & Emergency Medical Service	66	46.81%
Hazardous Condition (No Fire)	3	2.13%
Service Call	14	9.93%
Good Intent Call	29	20.57%
False Alarm & False Call	14	9.93%
Special Incident Type	1	0.71%
<b>TOTAL</b>	<b>143</b>	<b>100.00%</b>



120 West Verbena Avenue  
Foley, Alabama 36535  
(251) 943-1266  
Fax (251) 943-7432  
[www.cityoffoley.org](http://www.cityoffoley.org)






120 West Verbena Avenue  
Foley, Alabama 36535  
(251) 943-1266  
Fax (251) 943-7432  
www.cityoffoley.org

## Public Education / Public Relations

DATE	EVENT TYPE	EVENT	LOCATION	HOURS	NARRATIVE
03/02/2020	CPR Training	HEARTSAVER	STATION 1	2.5	MONTHLY CPR 13-ADULTS
03/03/2020	School Event	Read Across America/ Career Day	Magnolia School	2	140 children 10 adults
03/04/2020	CPR Training	CPR	Station 1	2	18 Adults
03/06/2020	Smoke Detector Distribution	Smoke Detector Battery Replace	24065 Bay View Drive West	0.5	Replaced batteries on one detector. Occupants had one detector making noise and found one that was placed on top of a bookcase.
03/07/2020	CPR Training	CPR	Station 1	2	11 Adults
03/07/2020	Smoke Detector Distribution	Smoke detector detail	804 Wyld Palms Dr	1	Changes batteries in 5 detectors and replaced 1 detector.
03/12/2020	Smoke Detector Distribution	Smoke detector detail	1909 South Oak Street	12.5	Installed five smoke detectors.
03/14/2020	CPR/First Aid Training	CPR/First Aid	First Baptist Church	3	1 Child, 3 Adults
03/28/2020	Public Event	Birthday Party - Drive by	15242 Troon Dr	0.25	A 7 year old boy had a birthday and could not have his party so we drove by and dropped off a bag of goodies.

**Total Contacts – 200+**



120 West Verbena Avenue  
Foley, Alabama 36535  
(251) 943-1266  
Fax (251) 943-7432  
www.cityoffoley.org

## Inspections

	JAN	FEB	MAR	APR	MAY	JUN	JUL	AUG	SEP	OCT	NOV	DEC	2020 Totals
<b>Plan Review</b>													
Commercial	31	20	29	0	0	0	0	0	0	0	0	0	80
Multi-Family	7	0	2	0	0	0	0	0	0	0	0	0	9
Subdivisions	1	13	3	0	0	0	0	0	0	0	0	0	17
<b>Public Contacts/Meetings</b>	607	539	558	0	0	0	0	0	0	0	0	0	1704
<b>New Construction Insp</b>													
Assembly	4	8	8	0	0	0	0	0	0	0	0	0	20
Business	17	19	24	0	0	0	0	0	0	0	0	0	60
Education	0	0	1	0	0	0	0	0	0	0	0	0	1
Factory	0	1	5	0	0	0	0	0	0	0	0	0	6
Institutional	1	0	0	0	0	0	0	0	0	0	0	0	1
Mercantile	2	8	6	0	0	0	0	0	0	0	0	0	16
Residential Single	38	11	58	0	0	0	0	0	0	0	0	0	107
Residential Multi	2	6	4	0	0	0	0	0	0	0	0	0	12
<b>Total New</b>	64	53	106	0	0	0	0	0	0	0	0	0	223
<b>Existing Occupancy Insp</b>													
Assembly	50	59	19	0	0	0	0	0	0	0	0	0	128
Business	64	49	21	0	0	0	0	0	0	0	0	0	134
Education	17	7	6	0	0	0	0	0	0	0	0	0	30
Factory	0	0	0	0	0	0	0	0	0	0	0	0	0
Institutional	0	0	0	0	0	0	0	0	0	0	0	0	0
Mercantile	32	29	41	0	0	0	0	0	0	0	0	0	102
Residential Single	0	0	0	0	0	0	0	0	0	0	0	0	0
Residential Multi	15	14	23	0	0	0	0	0	0	0	0	0	52
<b>Total Existing</b>	178	158	110	0	0	0	0	0	0	0	0	0	446
<b>TOTAL INSPECTIONS</b>	242	211	216	0	0	0	0	0	0	0	0	0	669