

Made in the USA

MATERIAL

ASTM A48 Class 30 Cast Iron

SLEEVE WEIGHT

104.1 LBS.

FINISH

POWDER COAT FINISH

1 coat zinc rich epoxy primer + 1 coat
Super Durable polyester powder coating.
Available in 25 colors.

INSTALLATION

MOUNTING OPTIONS AVAILABLE

- Type P - Pipe Mount
- Type I - Iron Base
- Type S - Surface Mount
- Type R - Removable (3 Variations available)

See specific Installation drawings for each
mounting option. The installation drawing
will show the component weight chart,
mounting instructions, and details.

Series: Classic

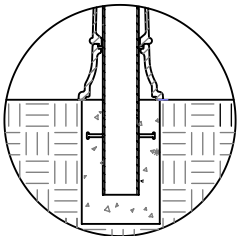
Product No.

150-RSF

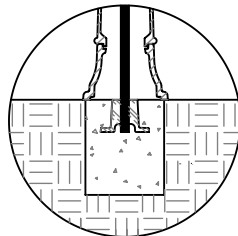


BOLLARDSUSA
A DIVISION OF JR HOE

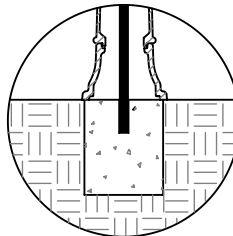
TYPE P
Pipe Mount



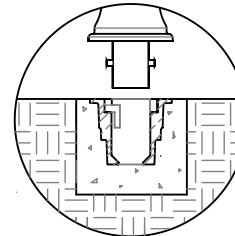
TYPE I
Iron Base Mount



TYPE S
Surface Mount

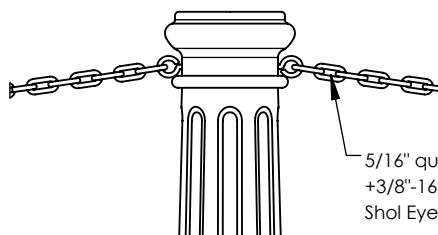


TYPE R
Removable Mount



*3 Variations of Twist and Lock
removable bollards available
- see installation drawings.

Optional Eye Bolt and Chain



5/16" quick link chain
+3/8"-16 x 1 Stainless Steel
Shol Eye Bolt. Powder coated.

Optional Custom Logo

