


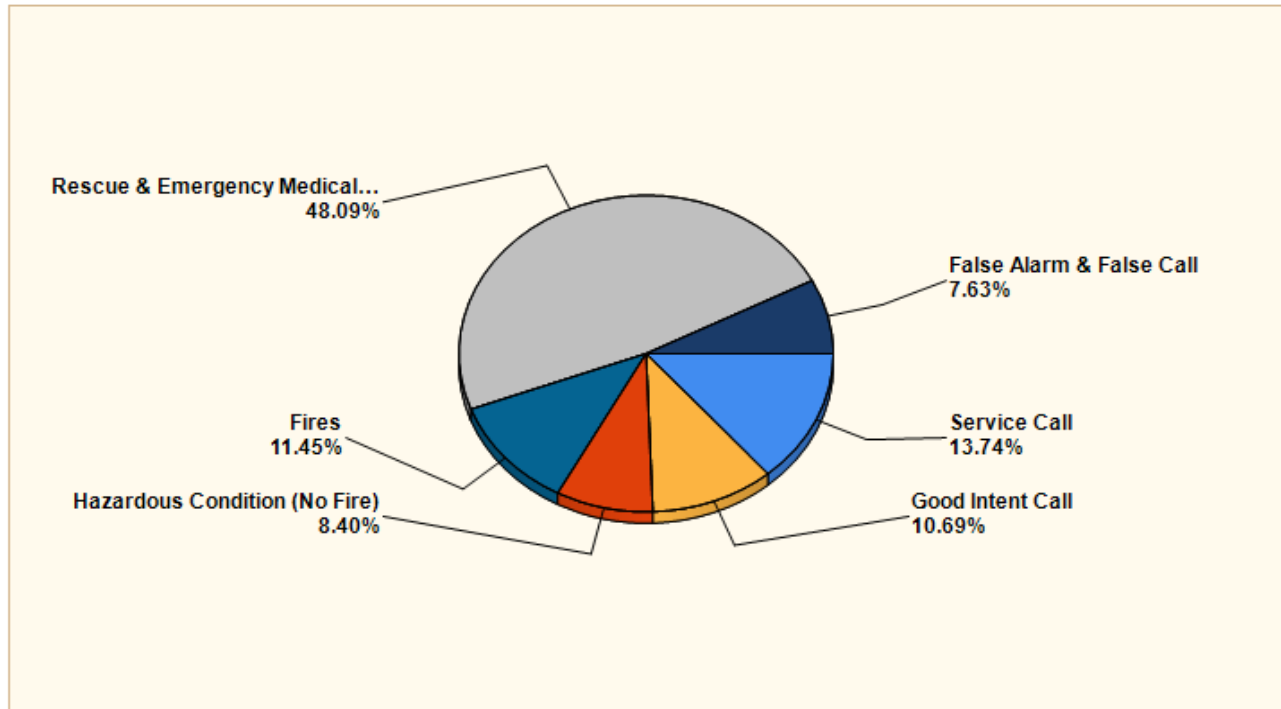
120 West Verbena Avenue
 Foley, Alabama 36535
 (251) 943-1266
 Fax (251) 943-7432
 www.cityoffoley.org

October 2018

Detailed Breakdown by Incident Type		
INCIDENT TYPE	# INCIDENTS	% of TOTAL
111 - Building fire	1	0.76%
113 - Cooking fire, confined to container	2	1.53%
131 - Passenger vehicle fire	3	2.29%
140 - Natural vegetation fire, other	1	0.76%
143 - Grass fire	3	2.29%
150 - Outside rubbish fire, other	1	0.76%
151 - Outside rubbish, trash or waste fire	2	1.53%
154 - Dumpster or other outside trash receptacle fire	2	1.53%
311 - Medical assist, assist EMS crew	29	22.14%
322 - Motor vehicle accident with injuries	15	11.45%
324 - Motor vehicle accident with no injuries.	19	14.50%
411 - Gasoline or other flammable liquid spill	1	0.76%
412 - Gas leak (natural gas or LPG)	2	1.53%
440 - Electrical wiring/equipment problem, other	4	3.05%
444 - Power line down	2	1.53%
445 - Arcing, shorted electrical equipment	1	0.76%
463 - Vehicle accident, general cleanup	1	0.76%
551 - Assist police or other governmental agency	1	0.76%
552 - Police matter	1	0.76%
554 - Assist invalid	8	6.11%
561 - Unauthorized burning	7	5.34%
571 - Cover assignment, standby, moveup	1	0.76%
611 - Dispatched & cancelled en route	10	7.63%
622 - No incident found on arrival at dispatch address	2	1.53%
650 - Steam, other gas mistaken for smoke, other	1	0.76%
651 - Smoke scare, odor of smoke	1	0.76%
730 - System malfunction, other	1	0.76%
735 - Alarm system sounded due to malfunction	1	0.76%
743 - Smoke detector activation, no fire - unintentional	3	2.29%
745 - Alarm system activation, no fire - unintentional	5	3.82%
TOTAL INCIDENTS:	131	100.00%



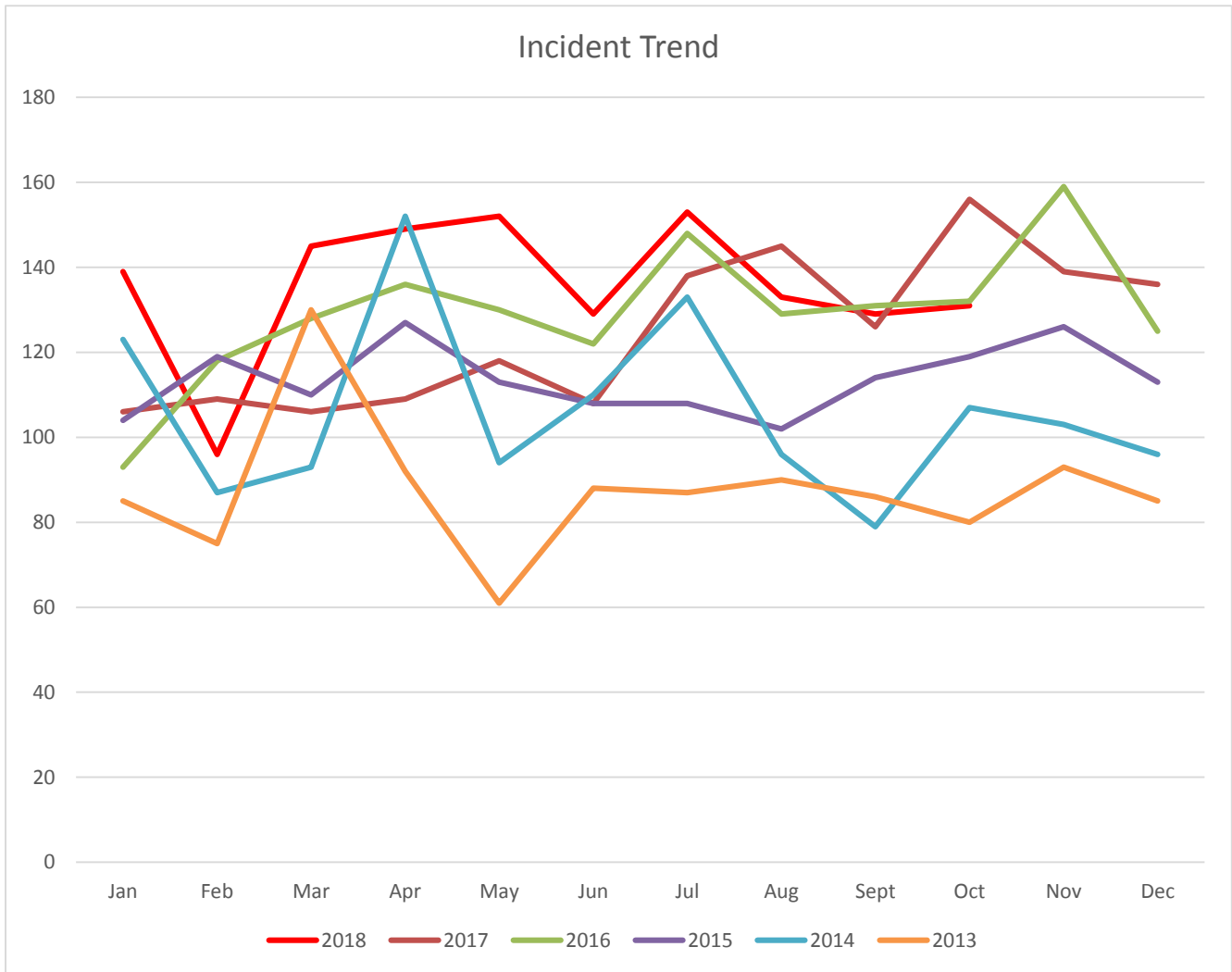
120 West Verbena Avenue
 Foley, Alabama 36535
 (251) 943-1266
 Fax (251) 943-7432
 www.cityoffoley.org




MAJOR INCIDENT TYPE	# INCIDENTS	% of TOTAL
Fires	15	11.45%
Rescue & Emergency Medical Service	63	48.09%
Hazardous Condition (No Fire)	11	8.40%
Service Call	18	13.74%
Good Intent Call	14	10.69%
False Alarm & False Call	10	7.63%
TOTAL	131	100.00%



120 West Verbena Avenue
 Foley, Alabama 36535
 (251) 943-1266
 Fax (251) 943-7432
 www.cityoffoley.org






120 West Verbena Avenue
 Foley, Alabama 36535
 (251) 943-1266
 Fax (251) 943-7432
 www.cityoffoley.org

Public Education / Public Relations

DATE	EVENT	LOCATION	HOURS	NARRATIVE
10/01/2018	Heartsaver CPR	Station 1	3	36 Adults
10/03/2018	Public Education	Magnolia School	1	100 Kids & 5 Adults
10/06/2018	Public Education	Home Depot	3	54 Kids & 36 Adults
10/08/2018	Public Education	Lowes	3	54 Kids & 36 Adults
10/09/2018	Public Education	Grace Fellowship	0.75	30 Kids & 6 Adults
10/09/2018	Safety Talk	Foley Elementary	2.5	211 Kids & 17 Adults
10/09/2018	Public Education	Foley Library	1.5	40 Kids & 20 Adults
10/17/2018	Safety Talk	Foley First Baptist Church	1	32 Kids & 7 Adults
10/19/2018	Heartsaver First Aid	Station 1	1	6 Kids & 6 Adults
10/24/2018	Safety Talk	Cradle 2 Crayon	1	25 Kids & 3 Adults
10/25/2018	Safety Talk	Foley Elem Pre-K Program	1	63 Kids & 5 Adults
10/25/2018	Public Education	Uptown Halloween	2	400 Kids
10/26/2018	Healthcare Provider CPR	Station 1	2	15 Adults
10/30/2018	Safety Talk	Civic Center	1	170 Adults

Total Contacts – 1377



120 West Verbena Avenue
 Foley, Alabama 36535
 (251) 943-1266
 Fax (251) 943-7432
 www.cityoffoley.org

Inspections

	JAN	FEB	MAR	APR	MAY	JUN	JUL	AUG	SEP	OCT	NOV	DEC	2018 Totals
Plan Review													
Commercial	31	27	40	26	40	26	17	25	9	15			256
Multi-Family Subdivisions	5	1	2	10	7	2	9	1	4	0			41
	0	0	0	0	2	0	0	0	0	0			2
Public Contacts/Meetings	328	346	438	354	855	490	646	860	461	475			5253
New Construction Insp													
Assembly	4	3	2	9	19	3	16	24	6	17			103
Business	2	2	5	2	9	5	7	9	13	15			69
Education	0	0	0	0	0	0	0	1	0	0			1
Factory	0	3	0	0	2	1	0	0	0	0			6
Institutional	0	0	0	0	0	8	1	1	0	0			10
Mercantile	4	5	6	5	3	15	42	11	12	12			115
Residential Single	34	43	51	35	37	22	53	48	30	71			424
Residential Multi	0	1	5	0	5	6	6	14	29	22			88
Total New	44	57	69	51	75	60	125	108	90	137			816
Existing Occupancy Insp													
Assembly	23	42	16	20	32	32	30	27	10	14			246
Business	18	2	44	47	69	71	65	95	37	21			469
Education	2	8	1	15	0	6	6	7	3	2			50
Factory	4	0	0	3	0	0	0	0	0	4			11
Institutional	0	0	0	0	11	0	0	0	0	4			15
Mercantile	6	11	18	11	26	23	51	140	62	25			373
Residential Single	0	0	0	0	0	0	0	0	0	0			0
Residential Multi	14	11	7	6	34	7	2	6	3	2			92
Total Existing	67	74	86	102	172	139	154	275	115	72			1256
TOTAL INSPECTIONS	111	131	155	153	247	199	279	383	205	209			2072