



BUILDING DEPARTMENT MONTHLY REPORT



City Of Foley

Planning and
Development Services

Report Month
December
2025

Prepared By

Jonathan Cottis & Patsy
Benton

Monthly Overview



208 Permits
Issued



\$29 Million
Permit
Valuation



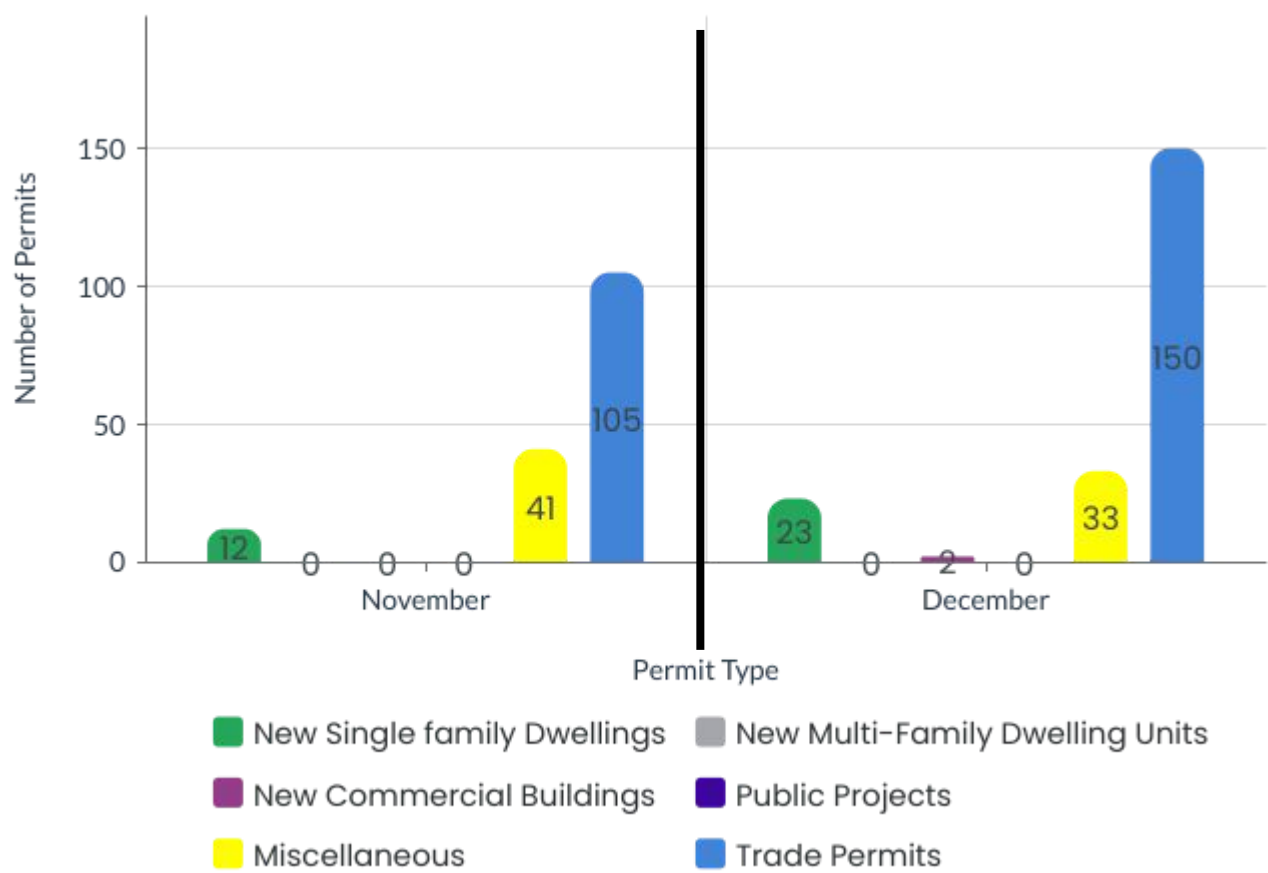
\$200k Permit
Fees
Collected



Average
residential
Permit
turnaround was
4.25 business
days.



Permit Volume



MONTHLY
COMPARISON OF
PERMITS ISSUED.



Permit Valuation



MONTH-OVER-MONTH
REVENUE INDICATORS.



Collected Fees



Operations Key Performance Indicators



Inspections

December 2025

Total 574

Field Team



Plan Reviews

December 2025

Total 142

Plan Review



Permit Issuance

December 2025


Total 208

Permitting



Key Comparisons

Year over Year



-9% New SFR
Permits



-49% Permit
Valuation

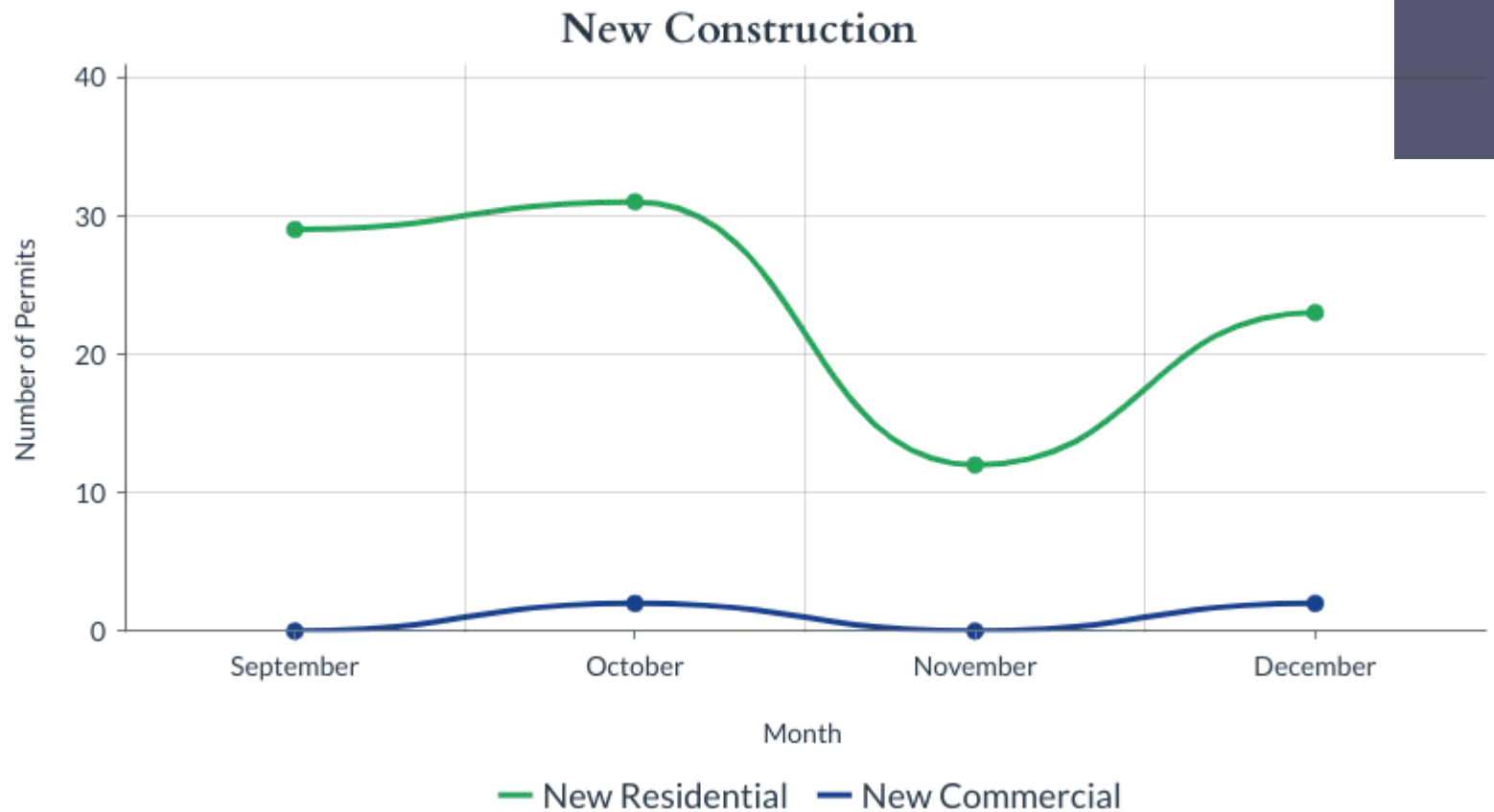


-62% Fees
Collected



Year-over-year
trends are
down this
month but are
up from last
month, which is
a positive trend.

Total Issued Permits Tracking



Summary

Certificates of Occupancies Issued for New Buildings this month.

Residential - 62

Commercial - 5

Permit activity trended upward in December across most categories, which is a positive trend, especially considering the holiday season. We forecast this upward trend to continue into the new year, as all moratoriums have now been lifted, paving the way for smart and sustainable growth. In December, a notable permitted project was BJ's Wholesale, scheduled for a 28-week construction period. It promises to be an interesting project to monitor.