


120 West Verbena Avenue  
Foley, Alabama 36535  
(251) 943-1266  
Fax (251) 943-7432  
[www.cityoffoley.org](http://www.cityoffoley.org)

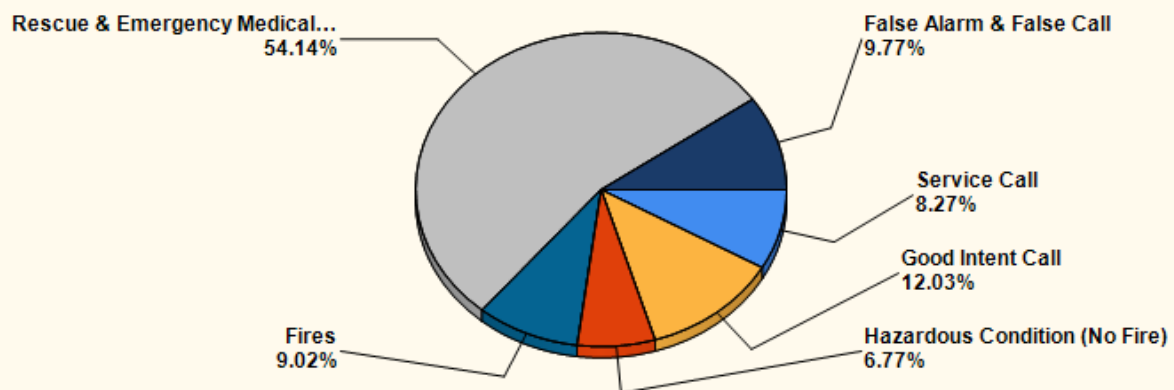
## September 2019

Detailed Breakdown by Incident Type		
INCIDENT TYPE	# INCIDENTS	% of TOTAL
111 - Building fire	2	1.50%
118 - Trash or rubbish fire, contained	1	0.75%
142 - Brush or brush-and-grass mixture fire	3	2.26%
143 - Grass fire	3	2.26%
151 - Outside rubbish, trash or waste fire	2	1.50%
152 - Garbage dump or sanitary landfill fire	1	0.75%
311 - Medical assist, assist EMS crew	33	24.81%
322 - Motor vehicle accident with injuries	19	14.29%
323 - Motor vehicle/pedestrian accident (MV Ped)	3	2.26%
324 - Motor vehicle accident with no injuries.	17	12.78%
411 - Gasoline or other flammable liquid spill	1	0.75%
412 - Gas leak (natural gas or LPG)	3	2.26%
440 - Electrical wiring/equipment problem, other	1	0.75%
442 - Overheated motor	2	1.50%
460 - Accident, potential accident, other	1	0.75%
462 - Aircraft standby	1	0.75%
542 - Animal rescue	1	0.75%
553 - Public service	4	3.01%
555 - Defective elevator, no occupants	1	0.75%
561 - Unauthorized burning	5	3.76%
611 - Dispatched & cancelled en route	10	7.52%
622 - No incident found on arrival at dispatch address	4	3.01%
651 - Smoke scare, odor of smoke	2	1.50%
710 - Malicious, mischievous false call, other	1	0.75%
714 - Central station, malicious false alarm	2	1.50%
715 - Local alarm system, malicious false alarm	1	0.75%
721 - Bomb scare - no bomb	1	0.75%
730 - System malfunction, other	2	1.50%
733 - Smoke detector activation due to malfunction	1	0.75%
735 - Alarm system sounded due to malfunction	1	0.75%
744 - Detector activation, no fire - unintentional	1	0.75%
745 - Alarm system activation, no fire - unintentional	3	2.26%
<b>TOTAL INCIDENTS:</b>	<b>133</b>	<b>100.00%</b>


**FY 2019 Total Incidents: 1605**



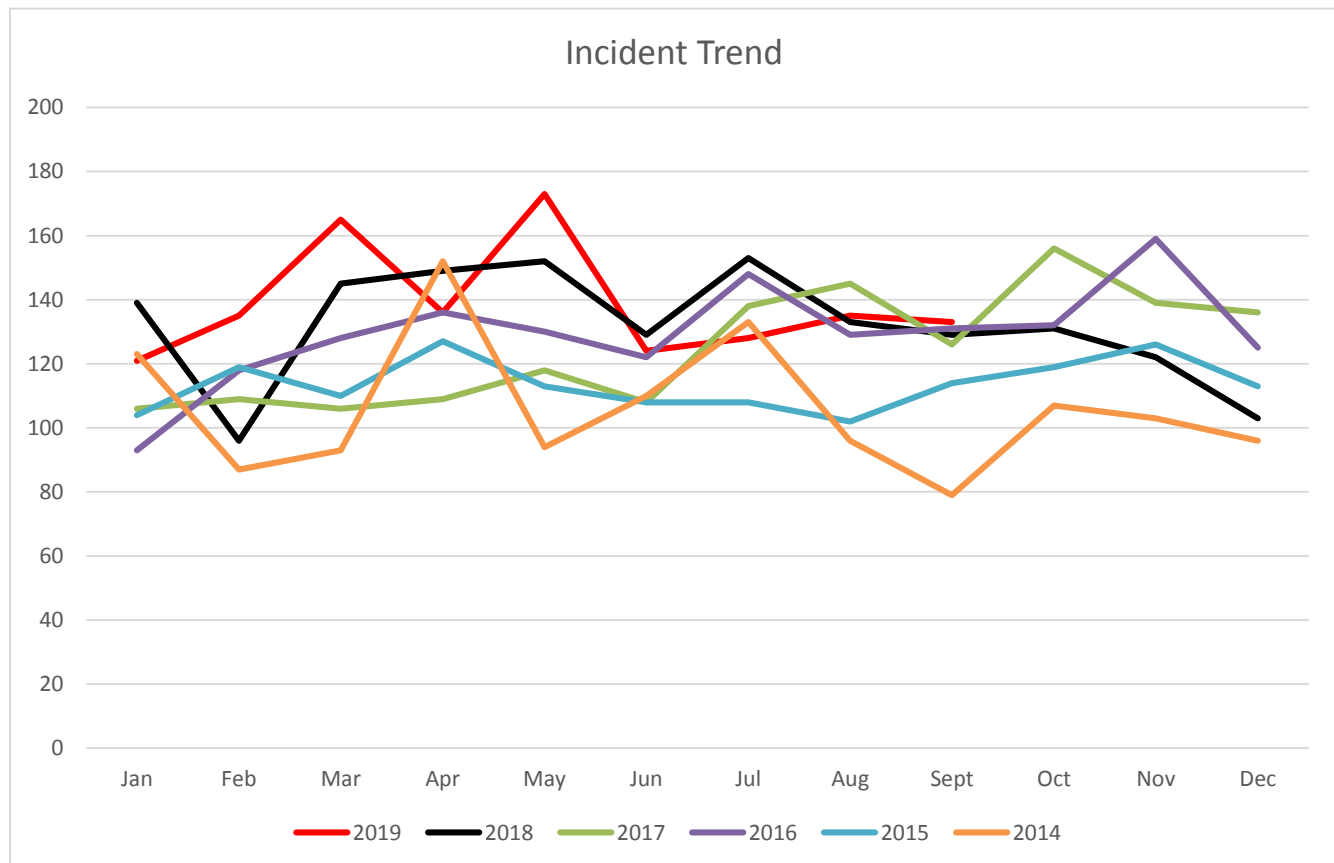
120 West Verbena Avenue  
 Foley, Alabama 36535  
 (251) 943-1266  
 Fax (251) 943-7432  
[www.cityoffoley.org](http://www.cityoffoley.org)




MAJOR INCIDENT TYPE	# INCIDENTS	% of TOTAL
Fires	12	9.02%
Rescue & Emergency Medical Service	72	54.14%
Hazardous Condition (No Fire)	9	6.77%
Service Call	11	8.27%
Good Intent Call	16	12.03%
False Alarm & False Call	13	9.77%
<b>TOTAL</b>	<b>133</b>	<b>100.00%</b>



120 West Verbena Avenue  
Foley, Alabama 36535  
(251) 943-1266  
Fax (251) 943-7432  
[www.cityoffoley.org](http://www.cityoffoley.org)






120 West Verbena Avenue  
Foley, Alabama 36535  
(251) 943-1266  
Fax (251) 943-7432  
[www.cityoffoley.org](http://www.cityoffoley.org)

## Public Education / Public Relations

DATE	EVENT TYPE	EVENT	LOCATION	HOURS	NARRATIVE
09/04/2019	Fire Department Presentation	School Event	St. Margret's Catholic Church	2	35 Kids & 50 Adults
09/05/2019	Counseling	Healthcare Provider	Station 1	1.5	12 Adults
09/09/2019	CPR Training	Heartsaver CPR	Station 1	1.5	11 Adult
09/12/2019	Counseling	AED Demonstration	Masonic Lodge	1	35 Adults
09/24/2019	CPR Training	Healthcare Provider	Station 1	1.5	11 Adults
09/25/2019	Counseling	Heartsaver CPR	Station 1	1.5	8 Adult
09/25/2019	First Aid Training	Heartsaver First Aid	Station 1	1.5	10 Adults
09/25/2019	Counseling	Heartsaver CPR	Station 1	1.5	10 Adults
09/28/2019	Fire Department Presentation	Fire Safety	Tanger Outlets - Old Navy	2	33 Kids & 21 Adults

**Total Contacts – 236**

**FY 2019 Total Contacts – 9249**



120 West Verbena Avenue  
Foley, Alabama 36535  
(251) 943-1266  
Fax (251) 943-7432  
www.cityoffoley.org

## Inspections

	JAN	FEB	MAR	APR	MAY	JUN	JUL	AUG	SEP	OCT	NOV	DEC	2019 Totals
<b>Plan Review</b>													
Commercial	11	34	36	25	35	21	18	28	28	0	0	0	<b>236</b>
Multi-Family	0	4	10	3	1	6	4	9	1	0	0	0	<b>38</b>
Subdivisions	0	0	31	4	1	1	0	1	0	0	0	0	<b>38</b>
<b>Public Contacts/Meetings</b>	507	626	893	818	603	688	594	902	827	0	0	0	<b>6458</b>
<b>New Construction Insp</b>													
Assembly	2	20	8	9	16	16	12	23	30	0	0	0	<b>136</b>
Business	41	12	5	4	21	8	10	15	10	0	0	0	<b>126</b>
Education	0	1	0	0	2	0	1	0	2	0	0	0	<b>6</b>
Factory	3	1	2	1	1	0	2	0	3	0	0	0	<b>13</b>
Institutional	0	0	0	0	0	0	0	0	0	0	0	0	<b>0</b>
Mercantile	28	24	13	7	9	15	9	5	6	0	0	0	<b>116</b>
Residential Single	40	33	2	33	34	45	34	44	39	0	0	0	<b>304</b>
Residential Multi	20	54	198	112	0	7	3	65	47	0	0	0	<b>506</b>
<b>Total New</b>	134	145	228	166	83	91	71	152	137	0	0	0	<b>1207</b>
<b>Existing Occupancy Insp</b>													
Assembly	26	55	29	53	32	46	48	101	33	0	0	0	<b>423</b>
Business	39	6	51	108	104	132	100	112	84	0	0	0	<b>736</b>
Education	27	0	0	0	0	3	9	5	2	0	0	0	<b>46</b>
Factory	0	3	1	1	0	1	2	1	1	0	0	0	<b>10</b>
Institutional	0	0	0	0	0	0	0	0	0	0	0	0	<b>0</b>
Mercantile	2	7	13	23	23	26	28	17	111	0	0	0	<b>250</b>
Residential Single	0	0	0	2	0	0	0	0	0	0	0	0	<b>2</b>
Residential Multi	0	33	7	5	1	0	1	0	0	0	0	0	<b>47</b>
<b>Total Existing</b>	94	104	101	192	160	208	188	236	231	0	0	0	<b>1514</b>
<b>TOTAL INSPECTIONS</b>	<b>228</b>	<b>249</b>	<b>329</b>	<b>358</b>	<b>243</b>	<b>299</b>	<b>259</b>	<b>388</b>	<b>368</b>	<b>0</b>	<b>0</b>	<b>0</b>	<b>2721</b>

**FY 2019 Total Inspections: 3428**